




# HY-G Series

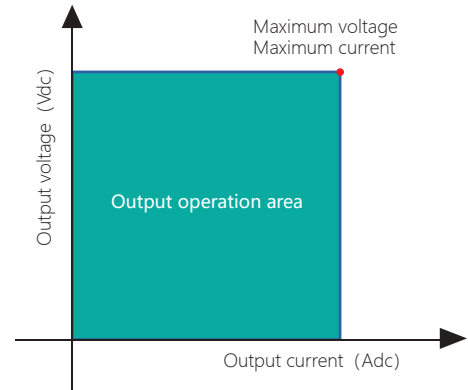
1U Half-width Ultra-thin Programmable DC Power Supply

Military Quality Power Supply Expert



# HY-G Series

1U Half-width Ultra-thin Programmable DC Power Supply



Subminiature size: 214(W)\*437.5(D)\*44.5(H)mm,  
Can be installed in parallel in a 19 inch rack.

Hangyu Power has been serving the Aerospace Military Industry Institute for many years, and its products all meet the requirements. Meets military grade requirements, with good seismic resistance and high stability.

## Product Features

- Two sets can be operated in series, and four sets of master-slave can be operated in parallel
- power density: 200W/400W/600W/800W
- Wide input voltage range: 85~265VAC
- Input standard configuration PFC, Power factor up to 0.99
- 16 bits D/A High precision converter with precise output
- 16 bits A/D High precision converter for more accurate read back


## Application Area

The HY-G series power supply can achieve more freedom through series and parallel connection. Parameter selection, with a wide range of applications, is very suitable for integrated systems. The military and intelligent manufacturing fields are widely popular.

- Stable power supply
- Integration Testing
- war industry
- medical treatment

## Product Display

1U half-width 214(W)\*437.5(D)\*44.5(H)mm



# HY-G Series Product Selection Table

## Product Selection Instructions

\*All technical indicators can only be guaranteed when the equipment operates continuously for more than 30 minutes at the specified operating temperature.

### Product Model Naming Rules

Product series	Output voltage	Output current	Optional function
HY-G	10	- 20	- CF

Selection examples:

Model: HY-G 10-20-CF

Output voltage 0 -10V, output current 0 - 20A,  
Customized functions for purchasing customers

#### Communication protocol

Modbus  
SCPI

#### Standard communication interface

RS-485  
RS-232  
Digital I/O

#### Optional communication interface (Users can install it themselves)

- LAN : Ethernet communication interface
- CAN : CAN communication interface
- GPIB : GPIB communication interface
- IA : Analog programming and monitoring interface (isolated type)

## HY-G Series Product Selection And Parameters

### 200W Series Power Selection

型号 (Models)	输出电压	输出电流	输出功率
HY-G 10-20	10V	20A	200W
HY-G 20-10	20V	10A	200W
HY-G 36-6	36V	6A	216W
HY-G 60-3.5	60V	3.5A	210W
HY-G 100-2	100V	2A	200W
HY-G 160-1.3	160V	1.3A	208W
HY-G 320-0.65	320V	0.65A	208W
HY-G 650-0.32	650V	0.32A	208W

### 400W Series Power Selection

型号 (Models)	输出电压	输出电流	输出功率
HY-G 10-40	10V	40A	400W
HY-G 20-20	20V	20A	400W
HY-G 36-12	36V	12A	432W
HY-G 60-7	60V	7A	420W
HY-G 100-4	100V	4A	400W
HY-G 160-2.6	160V	2.6A	416W
HY-G 320-1.3	320V	1.3A	416W
HY-G 650-0.64	650V	0.64A	416W

### 600W Series Power Selection

型号 (Models)	输出电压	输出电流	输出功率
HY-G 10-60	10V	60A	600W
HY-G 20-30	20V	30A	600W
HY-G 36-18	36V	18A	648W
HY-G 60-10	60V	10A	600W
HY-G 100-6	100V	6A	600W
HY-G 160-4	160V	4A	640W
HY-G 320-2	320V	2A	640W
HY-G 650-1	650V	1A	650W

### 800W Series Power Selection

型号 (Models)	输出电压	输出电流	输出功率
HY-G 10-72	10V	72A	720W
HY-G 20-40	20V	40A	800W
HY-G 36-24	36V	24A	864W
HY-G 60-14	60V	14A	840W
HY-G 100-8	100V	8A	800W
HY-G 160-5	160V	5A	800W
HY-G 320-2.5	320V	2.5A	800W
HY-G 375-2.2	375V	2.2A	825W
HY-G 650-1.25	650V	1.25A	812.5W

# HY-G Series Technical Parameter

## DC 200W Technical Parameters Of Low-voltage Output Series

Models		HY-G 10-20	HY-G 20-10	HY-G 36-6	HY-G 60-3.5	HY-G 100-2
Rated output voltage	V	10	20	36	60	100
Output current	A	20	10	6	3.5	2
Rated output power	W	200	200	216	210	200
Efficiency	%	77.5	79	80.5	80.5	81
<b>Constant Voltage Mode (CV Mode)</b>						
Settable output range		0-Rated output value				
Input adjustment rate	mV	Rated output voltage 0.01% +2mV				
Load regulation	mV	Rated output voltage 0.01% +2mV				
Telemetry maximum compensation voltage	V	1	1	2	3	5
Ripple effective value rms ( 5Hz -1MHz)	mVrms	5	6	6	7	8
Noise peak to peak p-p ( 20 MHz)	mVpp	50	50	50	50	80
Output voltage rise time	ms	15	30	30	50	50
Output voltage drop time (full load)	ms	12	25	30	40	50
Output voltage drop time (no-load)	ms	210	250	320	380	1200
Transient response time	ms	The time for the output voltage to recover to within 0.5% of the rated voltage. The variation of output current is rated 10-90% . Output voltage setting range: 10-100%, Local sampling, 100V The following output models: < 1ms				
<b>Constant Current Mode (CC Mode)</b>						
Settable output range		0-Rated output value				
Input adjustment rate	mA	Rated output current 0.01% +2mA				
Load regulation	mA	Rated output current 0.02% +5mA				
Ripple effective value rms ( 5Hz -1MHz)	mArms	25	15	8	4	3

## DC 400W Technical Parameters Of Low-voltage Output Series

Models		HY-G 10-40	HY-G 20-20	HY-G 36-12	HY-G 60-7	HY-G 100-4
Rated output voltage	V	10	20	36	60	100
Output current	A	40	20	12	7	4
Rated output power	W	400	400	432	420	400
Efficiency	%	82	83	85	85	86
<b>Constant Voltage Mode (CV Mode)</b>						
Settable output range		0-Rated output value				
Input adjustment rate	mV	Rated output value0.01% +2mV				
Load regulation	mV	Rated output current 0.01% +2mV				
Telemetry maximum compensation voltage	V	1	1	2	3	5
Ripple effective value rms ( 5Hz -1MHz)	mVrms	5	6	6	7	8
Noise peak to peak p-p ( 20 MHz)	mVpp	50	50	50	50	80
Output Voltage Rise Time	ms	15	30	30	50	50
Output voltage drop time (full load)	ms	10	10	15	30	50
Output voltage drop time (no-load)	ms	210	250	320	380	1200
Transient response time	ms	The time for the output voltage to recover to within 0.5% of the rated voltage. The variation of output current is rated 10-90% . Output voltage setting range: 10-100%, Local sampling, 100V The following output models: < 1ms				
<b>Constant Current Mode (CC Mode)</b>						
Settable output range		0-Rated output value				
Input adjustment rate	mA	Rated output current 0.01% +2mA				
Load regulation	mA	Rated output current 0.02% +5mA				
Ripple effective value rms ( 5Hz -1MHz)	mArms	70	40	15	8	3

# HY-G Series Technical Parameter

## DC 600W Technical Parameters Of Low-voltage Output Series

Models		HY-G 10-60	HY-G 20-30	HY-G 36-18	HY-G 60-10	HY-G 100-6
Rated output voltage	V	10	20	36	60	100
Output current	A	60	30	18	10	6
Rated output power	W	600	600	648	600	600
Efficiency	%	83	86	87	87	87
<b>Constant Voltage Mode (CV Mode)</b>						
Settable output range		0-Rated output value				
Input adjustment rate	mV	Rated output voltage 0.01% +2mV				
Load regulation	mV	Rated output voltage 0.01% +2mV				
Telemetry maximum compensation voltage	V	1	1	2	3	5
Ripple effective value rms ( 5Hz -1MHz)	mVrms	5	5	5	12	15
Noise peak to peak p-p ( 20 MHz)	mVpp	50	50	50	50	80
Output voltage rise time	ms	50	50	50	50	100
Output voltage drop time (full load)	ms	25	25	25	25	80
Output voltage drop time (no-load)	ms	285	425	450	570	1370
Transient response time	ms	The time for the output voltage to recover to within 0.5% of the rated voltage. The variation value of the output current is between 10% and 90% of the rated value. Output voltage setting range: 10-100%, local sampling. Output models below 100V: <1ms				
<b>Constant Current Mode (CC Mode)</b>						
Settable output range		0-Rated output value				
Input adjustment rate	mA	Rated output current 0.01% +2mA				
Load regulation	mA	Rated output current 0.01% +5mA				
Ripple effective value rms ( 5Hz -1MHz)	mArms	150	75	25	8	5

## DC 800W Technical Parameters Of Low-Voltage Output Series

Models		HY-G 10-72	HY-G 20-40	HY-G 36-24	HY-G 60-14	HY-G 100-8
Rated output voltage	V	10	20	36	60	100
Output current	A	72	40	24	14	8
Rated output power	W	720	800	864	840	800
Efficiency	%	83	86	87	87	87
<b>Constant Voltage Mode (CV Mode)</b>						
Settable output range		0-Rated output value				
Input adjustment rate	mV	Rated output voltage 0.01% +2mV				
Load regulation	mV	Rated output voltage 0.01% +2mV				
Telemetry maximum compensation voltage	V	1	1	2	3	5
Ripple effective value rms ( 5Hz -1MHz)	mVrms	5	5	5	12	15
Noise peak to peak p-p ( 20 MHz)	mVpp	50	50	50	60	80
Output voltage rise time	ms	50	50	50	50	100
Output voltage drop time (full load)	ms	25	25	25	25	80
Output voltage drop time (no-load)	ms	285	425	450	570	1370
transient response time	ms	The time for the output voltage to recover to within 0.5% of the rated voltage. The variation value of the output current is between 10% and 90% of the rated value. Output voltage setting range: 10-100%, local sampling. Output models below 100V: <1ms				
<b>Constant Current Mode (CC Mode)</b>						
Settable output range		0-Rated output value				
Input adjustment rate	mA	Rated output current 0.01% +2mA				
Load regulation	mA	Rated output current 0.02% +5mA				
Ripple effective value rms ( 5Hz -1MHz)	mArms	180	100	31	28	12



# HY-G Series Technical Parameter

## DC 200W Technical Parameters Of High-voltage Output Series

Models		HY-G 160-1.3	HY-G 320-0.65	HY-G 650-0.32
Rated output voltage	V	160	320	650
Output current	A	1.3	0.66	0.32
Rated output power	W	208W		
Efficiency	%	81	81	81
<b>Constant Voltage Mode (CV Mode)</b>				
Settable output range		0-Rated output value		
Input adjustment rate	mV	Rated output voltage 0.01%		
Load regulation	mV	Rated output voltage 0.01%		
Telemetry maximum compensation voltage	V	5	5	5
Ripple effective value rms ( 5Hz -1MHz)	mVrms	10	25	60
Noise peak to peak p-p ( 20 MHz)	mVpp	100	10	250
Output voltage rise time	ms	110	170	170
Output voltage drop time (full load)	ms	180	270	270
Output voltage drop time (no-load)	ms	2	2.5	3
Transient response time	ms	The time for the output voltage to recover to within 0.5% of the rated voltage. The variation value of the output current is between 10% and 90% of the rated value. Output voltage setting range: 10-100%, local sampling 2ms.		
<b>Constant Current Mode (CC Mode)</b>				
Settable output range		0-Rated output value		
Input adjustment rate	mA	Rated output current 0.02%		
Load Regulation	mA	Rated output current 0.09%		
Ripple effective value rms ( 5Hz -1MHz)	mArms	1.2	0.8	0.5

## DC 400W Technical Parameters Of High-voltage Output Series

Models		HY-G 160-2.6	HY-G 320-1.3	HY-G 650-0.64
Rated output voltage	V	160	320	650
Output current	A	2.6	1.3	0.64
Rated output power	W	416	416	416
Efficiency	%	86	86	86
<b>Constant Voltage Mode (CV Mode)</b>				
Settable output range		0-Rated output value		
Input adjustment rate	mV	Rated output voltage 0.01%		
Load regulation	mV	Rated output voltage 0.01%		
Telemetry maximum compensation voltage	V	5	5	5
Ripple effective value rms ( 5Hz -1MHz)	mVrms	10	25	60
Noise peak to peak p-p ( 20 MHz)	mVpp	100	150	250
Output voltage rise time	ms	80	150	150
Output voltage drop time (full load)	ms	100	150	150
Output voltage drop time (no-load)	ms	2	2.5	3
Transient response time	ms	The time for the output voltage to recover to within 0.5% of the rated voltage. The variation value of the output current is between 10% and 90% of the rated value. Output voltage setting range: 10-100%, local sampling 2ms.		
<b>Constant Current Mode (CC Mode)</b>				
Settable output range		0-Rated output value		
Input adjustment rate	mA	Rated output current 0.02%		
Load regulation	mA	Rated output current 0.09%		
Ripple effective value rms ( 5Hz -1MHz)	mArms	1.5	1	0.6

# HY-G Series Technical Parameter

## DC 600W Technical Parameters Of High-voltage Output Series

Models		HY-G 160-4	HY-G 320-2	HY-G 650-1
Rated output voltage	V	160	320	650
Output current	A	4	2	1
Rated output power	W	640	640	650
Efficiency	%	88.5	88.5	88.5
<b>Constant Voltage Mode (CV Mode)</b>				
Settable output range		0-Rated output value		
Input adjustment rate	mV	Rated output voltage 0.01%		
Load regulation	mV	Rated output voltage 0.01%		
Telemetry maximum compensation voltage	V	5	5	5
Ripple effective value rms ( 5Hz -1MHz)	mVrms	10	30	60
Noise peak to peak p-p ( 20 MHz)	mVpp	100	150	250
Output voltage rise time	ms	55	75	75
Output voltage drop time (full load)	ms	65	85	85
Output voltage drop time (no-load)	ms	2	2.5	3
Transient response time	ms	The time for the output voltage to recover to within 0.5% of the rated voltage. The variation value of the output current is between 10% and 90% of the rated value. Output voltage setting range: 10-100%, local sampling 2ms.		
<b>constant current mode (CC Mode)</b>				
Settable output range		0-Rated output value		
Input adjustment rate	mA	Rated output current 0.02%		
Load Regulation	mA	Rated output current 0.09%		
Ripple effective value rms ( 5Hz -1MHz)	mArms	2	1.5	1

## DC 800W Technical Parameters Of High-voltage Output Series

Models		HY-G 160-5	HY-G 320-2.5	HY-G 375-2.2	HY-G 650-1.25
Rated output voltage	V	160	320	375	650
Output current	A	4.7-5	2.35-2.5	2-2.2	1.15-1.25
Rated output power	W	752-800	752-800	750-825	747.5-812.5
Efficiency	%	88.5	89	89.5	89
<b>Constant Voltage Mode (CV Mode)</b>					
Settable output range		0-Rated output value			
Input adjustment rate	mV	Rated output voltage 0.01%			
Load regulation	mV	Rated output voltage 0.01%			
Telemetry maximum compensation voltage	V	5	5	5	5
Ripple effective value rms ( 5Hz -1MHz)	mVrms	10	30	30	60
Noise peak to peak p-p ( 20 MHz)	mVpp	100	150	150	250
Output voltage rise time	ms	45	55	55	55
Output voltage drop time (full load)	ms	55	65	65	65
Output voltage drop time (no-load)	ms	2	2.5	2.5	3
Transient response time	ms	The time for the output voltage to recover to within 0.5% of the rated voltage. The variation value of the output current is between 10% and 90% of the rated value. Output voltage setting range: 10-100%, local sampling 2ms.			
<b>Constant Current Mode (CC Mode)</b>					
Settable output range		0-Rated output value			
Input adjustment rate	mA	Rated output current 0.02%			
Load regulation	mA	Rated output current 0.09%			
Ripple effective value rms ( 5Hz -1MHz)	mArms	2	1.5	1.5	1

## Stability Temperature Coefficient

Temperature drift (rated output voltage/current)	U: 0.01%      I: 0.01% (After turning on the power at a certain input voltage, load, and ambient temperature for 30 minutes, 8 hours)
Temperature coefficient (rated output voltage/current)	U: 50 ppm/°C      I: 70 ppm/°C (After 30 minutes of power on)

## Programming And Readback Accuracy Resolution

Voltage output Programming accuracy	Rated output voltage 0.05%
Current output Programming accuracy	Output current 0.1%+Rated output current 0.1% (When in constant current programming mode, the accuracy of reading back and monitoring does not include the influence of heating drift and load temperature change rate)
Voltage setting resolution ratio	0.001V ( $\leq 60$ V) ,0.01V ( $\leq 600$ V) , 0.1V ( $> 600$ V)
Current setting resolution ratio	0.001A ( $\leq 60$ A) ,0.01A ( $\leq 600$ A) , 0.1A ( $> 600$ A)
Voltage output Read back accuracy	Rated output voltage 0.05%
Current output Read back accuracy	Rated output current 0.3%
Voltage read back resolution ratio	0.001V ( $\leq 60$ V) ,0.01V ( $\leq 600$ V) , 0.1V ( $> 600$ V)
Current reading back resolution ratio	0.001A ( $\leq 60$ A) ,0.01A ( $\leq 600$ A) , 0.1A ( $> 600$ A)

## Protection Function

OVP Overvoltage protection setting range	10 - 110%, Immediate shutdown of output beyond limit
OCP Overcurrent protection setting range	0 - 105%, Immediate shutdown of output beyond limit
OTP Over temperature protection	Immediate shutdown of output beyond limit
OPP Over power protection	0 - 110%, Immediate shutdown of output beyond limit

## Ambient Condition

Environment	Indoor use; Installation overvoltage level: II; Pollution level: P2; Class II equipment
Ambient Temperature	0 °C to 50 °C, optional -10 °C to 50 °C, -20 °C to 50 °C, -40 °C to 50 °C
Storage environment temperature	-20°C to 65°C,
Working environment humidity	20%-90% RH, No condensation, continuous operation
Storage environment humidity	10% - 95% RH, No condensation
Altitude	Above an altitude of 2000 meters, the power decreases by 2% for every 100 meters increase, or the maximum working environment temperature decreases by 1 °C for every 100 meters; When not in operation, it can reach an altitude of 12000 meters
Burial	Forced air cooling, intelligent variable speed fan, front/side air inlet, rear air outlet
Noise	$\leq 65$ dB(A), Weighted measurement with 1 m



# HY-G Series Technical Parameter

## Control Panel

Monitor	LCD display, touch screen
Control function	Shuttle knob adjustment, output ON / OFF 开关 Vset、Iset、Output key

## Input Power Supply

Frequency	47 Hz - 63 Hz
Connection	Single phase two wire+ground wire, 85-265Vac
Power factor (typical value)	0.99 ( -ST )

## Size And Weight


Size	214(W)*437.5(D)*44.5(H)mm
Weight	≤ 5kg
Colour	RAL 7035

## Front Panel



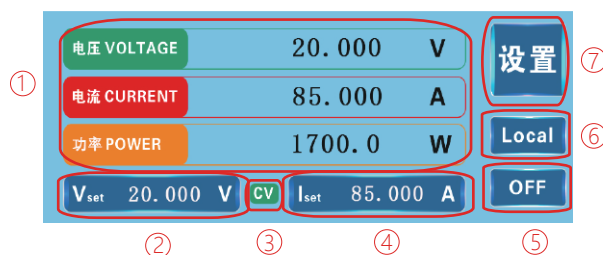
- ① power switch
- ② Vents
- ③ LCD display screen
- ④ Voltage/current setting key
- ⑤ Adjusting knob
- ⑥ Vents
- ⑦ OUTPUT output

## Rear Panel



- ① Optional communication port (Digital I/O)
- ② Analog control and monitoring interface
- ③ telemetry interface
- ④ Isolation control and signal interface
- ⑤ RS232/RS485 communication interface
- ⑥ Optional communication port (LAN/USB)
- ⑦ Input Port
- ⑧ Positive and negative copper bar output ports


## LCD Display Screen



- ① Voltage, current, and power read back display
- ② Set voltage
- ③ CC/CV switch
- ④ Set current
- ⑤ OFF key
- ⑥ Local key
- ⑦ set up

## Cooperative clients (partial)

### Power Semiconductor Customers

 Changchun Guoke	 Electrical industry	 China Resources Microelectronics	 Shanghai Huinengtai Semiconductor	 Yuexin Technology	 Wishing to create technology	 Group core microelectronics
 Hangzhou Zhongsi	 Feishide	 Suzhou Lianxun Instrument	 Weiyujia Semiconductor	 Shanghai Zhanxin Semiconductor	 Chengxin Technology	 Zhuoxinda Technology

### Enterprises In The Field Of Automotive Electronics

 China Automotive Research and Development	 Heavy Industry Automotive Research and Development	 BMW Brilliance	 Red Banner	 SAIC Group	 SAIC Volkswagen	 GEELY
 tesla	 Weilai	 Xiaomi Automobile	 BYD	 valeo	 polary	 Lantu Automobile
 Inovance	 HAOMO.AI	 MKLtech	 Shanghai Tongmin Vehicle	 Ningde Era	 Human Horizons	 Hezhong New Energy

### High Tech R&D Enterprises

 Huawei	 FARATRONIC	 Panasonic	 EPCOS	 TYCO	 Weidmuller	 Honeywell
 Nader	 SIEMENS	 ABB	 Schneider	 NOSRK	 HONGFA	 EOPLE
 FLUKE	 Philips	 Gree	 Guilin Rubber Machinery Factory	 CASCO	 CRRCC	 US PI
 HILTI	 BOSCH	 linde	 NARI-TECHNOLOGY	 Shanghai Electric	 New Thunder Energy	 Silan

## Aerospace And National Defense Military Industry Research Institute



china  
aerospace

- CASC 800 institute (Shanghai Aerospace Precision Machinery Research Institute)
- CASC 801 institute (Shanghai Institute of Space Propulsion)
- CASC 803 institute (Shanghai Institute of Space Propulsion)
- CASC 804 institute (Shanghai Aerospace Electronic Communication Equipment Research Institute)
- CASC 805 institute (Shanghai Aerospace Systems Engineering Research Institute)
- CASC 808 institute (Shanghai Institute of Precision Metrology and Testing)
- CASC 811 institute (Shanghai Space Power Research Institute)
- CASC 812 institute (Shanghai Satellite Equipment Research Institute)
- CASC 502 institute (Beijing Institute of Control Engineering)
- CASC 510 institute (Lanzhou Institute of Space Technology Physics)
- CASIC 206 institute (Beijing Institute of Mechanical Equipment)
- CASIC 307 factory (Aerosun Corporation)
- CASIC 33 institute (Institute 33 of Aerospace Science and Industry Third Institute)
- CASIC 3651 factory (Guizhou Aerospace Linquan Motor Co., Ltd)



CASIC



aviation  
industry

- AVIC 603 institute (AVIC Xi'an Aircraft Design and Research Institute)
- AVIC 613 institute (China Aviation Industry Group Luoyang Electro Optic Equipment Research Institute)
- AVIC 615 institute (China Aviation Industry Group Luoyang Electro Optic Equipment Research Institute)
- AVIC 618 institute (Xi'an Automatic Flight Research Institute of China Radio Aviation Research Institute)
- AVIC 631 institute (AVIC Aerospace Computing Technology Research Institute)
- AVIC 105 factory (Tianjin Aviation Electromechanical Co., Ltd)
- AVIC 115 factory (Shaanxi Aviation Electric Co., Ltd)
- AVIC 118 factory (Shanghai Aviation Electrical Appliances Co., Ltd)
- AVIC 181 factory (Wuhan Aviation Instrument Co., Ltd)
- AVIC 607 institute (China Leihua Electronic Technology Research Institute)
- AVIC 304 institute (Beijing Great Wall Metrology and Testing Technology Research Institute)
- AECC 606 institute (Shenyang Engine Research Institute)



China  
Aerospace



CETC



CSSC



CSIC

- CETC 14 institute (Nanjing Institute of Electronic Technology)
- CETC 21 institute (Shanghai Micromotor Research Institute)
- CETC 23 institute (Shanghai Transmission Line Research Institute)
- CETC 36 institute (Jiangnan Electronic Communication Research Institute)
- CETC 38 institute (East China Electronic Engineering Research Institute)
- CETC 50 institute (Shanghai Microwave Technology Research Institute)
- CETC 51 institute (Shanghai Microwave Equipment Research Institute)
- CETC 54 institute (Shijiazhuang Communication Measurement and Control Technology Research Institute)
- CETC 55 institute (Nanjing Institute of Electronic Devices)
- CSIC 707 institute (Tianjin Institute of Navigation Instruments)
- CSIC 7107 institute (Shaanxi Aerospace Navigation Equipment Co., Ltd)
- CSIC 719 institute (Wuhan Second Ship Design and Research Institute)
- CSIC 704 institute (Shanghai Shipbuilding Equipment Research Institute)
- CSIC 726 institute (Shanghai Institute of Ship Electronic Equipment)
- Jiangnan Shipbuilding (Group) Co., Ltd
- Nanjing Panda Electronics Co., Ltd
- State owned 741 Factory (Nanjing East China Electronics Group Co., Ltd.)

## Scientific Research&Third Party Quality Inspection Institutions

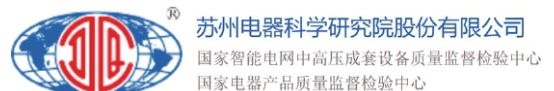


Institute of Physical and Chemical Technology (Beijing)

Urban Environment Research Institute (Xiamen)

Institute of Electrical Engineering (Beijing)

Institute of Applied Physics (Shanghai)



# Cooperative Clients

## The Chinese People's Liberation Army

South China Sea Fleet  
 East China Sea Fleet  
 North Sea Fleet  
 Navy Factory 701/702  
 4724 Factory (Shanghai Haiying Machinery Factory)  
 95861 Unit (Air First Base)  
 The 5720th Factory of the People's Liberation Army of China

## Commercial Aviation



## Military Academies And Local Universities







Official WeChat:  
hypower-cn

# About us

Hangyu Power was founded in 2011 and is a national high-tech enterprise, Located in Songjiang, the birthplace of the G60 Science and Technology Innovation Corridor in the Yangtze River Delta, for over a decade Strive to provide customers with accurate, intelligent, and convenient testing power solutions Plan.

Our company adheres to the product positioning of "specialty, precision, specialty, and novelty", and On the basis of targeting the market demand for "import substitution", propose "poor The development strategy of "differentiated import substitution" and "high-quality manufacturing" is committed to Innovative development of testing power supply technology in China, promoting the rejuvenation of science and technology in China The national cause is thriving.

Hangyu Power Series products cover power semiconductors, automotive electronics Aerospace, Defense and Military Industry, Low Voltage Electrical Appliances, Medical, Sensors Capacitors, inductors, smart grids, airborne, shipborne, weapons, ships.

Radar, communication, rail transit, power electronics, and other testing and other disciplines In the field of research, we strive to achieve perfect import substitution, with excellent military quality and service,

Win unanimous praise from users.

# Contact us

Tel: +86 1380 1800 699

Email:sales@hangyupower.com

neo@hangyupower.com

Address: Building 9, No. 615 Lianhe Road, Songjiang District, Shanghai, China

website:www.hangyupower.com

- 2009 ● Establishing Shanghai Ouzu Electronics Brand
- 2010 ● Successfully delivered 400kVA high-power AC power supply
- 2011 ● Hangyu Power Supply was established and officially put into operation as a three-phase precision AC power supply and military Using a gyroscope to test the power supply, replacing Russian made products
- 2012 ● Formal production of programmable variable frequency power supply and AC constant current source
- 2013 ● Formal production of programmable AC/DC power supply and HY-AE excitation power supply
- 2014 ● Formal production of high-power bipolar testing power supply
- 2015 ● Formal production of HY-PM series and HY-GT series new models Dual phase/three-phase gyroscope power supply
- 2016 ● HY-HP series programmable high-power DC power supply officially put into operation
- 2017 ● HY-HV series programmable high-voltage DC power supply officially put into operation
- 2018 ● HY-CTL/CTS capacitor testing high-frequency high current testing power supply And successfully delivered 100kHz, 100Arms
- 2019 ● Official production of high-speed power supply for automotive electronic testing within 500kHz
- 2020 ● Officially put into operation LV123 new energy vehicle testing high-voltage ripple testing power supply
- 2021 ● HY-UHS series ultra-high stability magnet power supply officially put into operation
- 2022 ● HY-HVL series linear high-voltage programmable DC power supply officially put into operation

