





HY-Z series

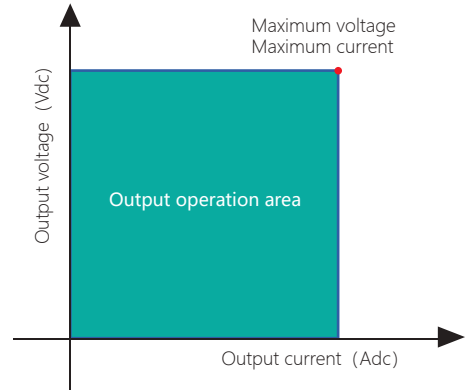
Portable Programmable DC Power Supply

Military Quality Power Supply Expert



HY-Z Series

Portable Programmable DC Power Supply



Product Features

This power supply has a volume of only 1/6U, which is flexible and convenient, and can be combined freely, **2 in series, 2-6 master-slave in parallel**. This power supply has a volume of only 1/6U, which is flexible and convenient. It can be combined with multiple channels for testing, making it intelligent and fast.


- One single machine is one channel, and each channel is suitable for series or parallel connection
- power density: 200W/400W/600W/800W
- Wide input voltage range: 85~265VAC
- Input standard configuration PFC, Power factor up to 0.99
- 16 bits D/A High precision converter with precise output
- 16 bits A/D High precision converter for more accurate read back

Application Area

HY-ZSeries power supply, through series and parallel connection, can achieve more freedom. Parameter selection, with a wide range of applications, is very suitable for integrated systems. The military and intelligent manufacturing fields are widely popular.

- Stable power supply integration test
- war industry
- medical treatment
- Power Semiconductor

Product Display



HY-Z Series Product Selection Table

Product Selection Instructions

Product Model Naming Rules

Product series	Output voltage	Output current	Optional function
HY-Z	10	- 40	- CF

Model: HY-Z 10-40-CF

The model information is: Output voltage 0-10V,
Output current 0-40A

Choose User Defined Features

Communication protocol

Modbus
SCPI

Standard communication interface

RS-485
RS-232
Digital I/O

Optional communication interface (Users can install it themselves)

- LAN : Ethernet communication interface
- CAN : CAN Communication interface
- GPIB : GPIB Communication interface
- IA : Analog programming and monitoring interface (isolated type)

*Only when the equipment operates continuously at the specified operating temperature for more than 30 minutes can all technical indicators be guaranteed.

HY-Z Series Product Selection Table

HY-Z Series Product Selection And Parameters

In the selection table, special specifications beyond the voltage/current/power range are accepted for customization

200W Series Power Selection

Models	Output voltage	Output current	Output power
HY-Z 10-20	10V	20A	200W
HY-Z 20-10	20V	10A	200W
HY-Z 36-6	36V	6A	216W
HY-Z 60-3.5	60V	3.5A	210W
HY-Z 100-2	100V	2A	200W
HY-Z 160-1.3	160V	1.3A	208W
HY-Z 320-0.65	320V	0.65A	208W
HY-Z 650-0.32	650V	0.32A	208W

400W Series Power Selection

Models	Output voltage	Output current	Output power
HY-Z 10-40	10V	40A	400W
HY-Z 20-20	20V	20A	400W
HY-Z 36-12	36V	12A	432W
HY-Z 60-7	60V	7A	420W
HY-Z 100-4	100V	4A	400W
HY-Z 160-2.6	160V	2.6A	416W
HY-Z 320-1.3	320V	1.3A	416W
HY-Z 650-0.64	650V	0.64A	416W

600W Series Power Selection

Models	Output voltage	Output current	Output power
HY-Z 10-60	10V	60A	600W
HY-Z 20-30	20V	30A	600W
HY-Z 36-18	36V	18A	648W
HY-Z 60-10	60V	10A	600W
HY-Z 100-6	100V	6A	600W
HY-Z 160-4	160V	4A	640W
HY-Z 320-2	320V	2A	640W
HY-Z 650-1	650V	1A	650W

800W Series Power Selection

Models	Output voltage	Output current	Output power
HY-Z 10-72	10V	72A	720W
HY-Z 20-40	20V	40A	800W
HY-Z 36-24	36V	24A	864W
HY-Z 60-14	60V	14A	840W
HY-Z 100-8	100V	8A	800W
HY-Z 160-5	160V	5A	800W
HY-Z 320-2.5	320V	2.5A	800W
HY-Z 375-2.2	375V	2.2A	825W
HY-Z 650-1.25	650V	1.25A	812.5W

HY-Z Series Technical Parameter

DC 200W Technical Parameters Of Low-voltage Output Series

Models		HY-Z 10-20	HY-Z 20-10	HY-Z 36-6	HY-Z 60-3.5	HY-Z 100-2
Rated output voltage	V	10	20	36	60	100
Output current	A	20	10	6	3.5	2
Rated output power	W	200	200	216	210	200
Efficiency	%	77.5	79	80.5	80.5	81
CV Mode						
Settable output range		0-Rated output value				
Input adjustment rate	mV	rated output voltage0.01% +2mV				
Load regulation	mV	rated output voltage0.01% +2mV				
Telemetry maximum compensation voltage	V	1	1	2	3	5
Ripple effective value rms (5Hz -1MHz)	mVrms	5	6	6	7	8
Noise peak to peak p-p (20 MHz)	mVpp	50	50	50	50	80
Output voltage rise time	ms	15	30	30	50	50
Output voltage drop time (full load)	ms	12	25	30	40	50
Output voltage drop time (no-load)	ms	210	250	320	380	1200
Transient response time	ms	The time for the output voltage to recover to within 0.5% of the rated voltage. The variation value of the output current is between 10% and 90% of the rated value. Output voltage setting range: 10-100%, local sampling. Output models below 100V:<1ms				
CC Mode						
Settable output range		0-Rated output value				
Input adjustment rate	mA	output current 0.01% +2mA				
Load regulation	mA	output current 0.02% +5mA				
Ripple effective value rms (5Hz -1MHz)	mArms	25	15	8	4	3
Stability&Temperature Coefficient						
Temperature drift (rated output voltage/current)	U: 0.01% I: 0.01% (After 30 minutes of power on at a certain input voltage and load ambient temperature, 8 hours)					
Temperature coefficient (rated output voltage/current)	U: 50ppm/°C I: 70ppm/°C (After 30 minutes of power on)					
Programming and read back accuracy&resolution						
Voltage output programming accuracy	rated output voltage 0.05%					
Current output programming accuracy	Output current 0.1%+output current 0.1%					
Voltage setting resolution	4 digits					
Current setting resolution	4 digits					
Voltage output readback accuracy	rated output voltage 0.05%					
Current output readback accuracy	Output current 0.1%+output current 0.3%					
Voltage reading back display	4 digits					
Current reading back display	4 digits					
Input power supply						
Frequency	47 Hz - 63 Hz					
Connection	Single phase two wire+ground wire, wide input voltage range: 85~265VAC					
Power factor (typical value)	0.99					
Size and Weight						
Size	70(W)*363(D)*90(H)mm/105(W)*363(D)*90(H)mm					
Weight	≤ 1.9kg / ≤ 2.4kg					
Colour	RAL 7035					

HY-Z Series Technical Parameter

DC 400W Technical Parameters Of Low-voltage Output Series

Models		HY-Z 10-40	HY-Z 20-20	HY-Z 36-12	HY-Z 60-7	HY-Z 100-4
Rated output voltage	V	10	20	36	60	100
Output current	A	40	20	12	7	4
Rated output power	W	400	400	432	420	400
Efficiency	%	82	83	85	85	86
CV Mode						
Settable output range		0-Rated output value				
Input adjustment rate	mV	rated output voltage 0.01% +2mV				
Load regulation	mV	rated output voltage 0.01% +2mV				
Telemetry maximum compensation voltage	V	1	1	2	3	5
Ripple effective value rms (5Hz -1MHz)	mVrms	5	6	6	7	8
Noise peak to peak p-p (20 MHz)	mVpp	50	50	50	50	80
Output voltage rise time	ms	15	30	30	50	50
Output voltage drop time (full load)	ms	10	10	15	30	50
Output voltage drop time (no-load)	ms	210	250	320	380	1200
Transient response time	ms	The time for the output voltage to recover to within 0.5% of the rated voltage. The variation value of the output current is between 10% and 90% of the rated value. Output voltage setting range: 10-100%, local sampling. Output models below 100V: <1ms				
CC Mode						
Settable output range		0-Rated output value				
Input adjustment rate	mA	output current 0.01% +2mA				
Load regulation	mA	output current 0.02% +5mA				
Ripple effective value rms (5Hz -1MHz)	mArms	70	40	15	8	3
Stability&Temperature Coefficient						
Temperature drift (rated output voltage/current)	U: 0.01% I: 0.01% (After 30 minutes of power on at a certain input voltage and load ambient temperature, 8 hours)					
Temperature coefficient (rated output voltage/current)	U: 50ppm/°C I: 70ppm/°C (After 30 minutes of power on)					
Programming and read back accuracy&resolution						
Voltage output programming accuracy	rated output voltage 0.05%					
Current output programming accuracy	Output current 0.1%+output current 0.1%					
Voltage setting resolution	4 digits					
Current setting resolution	4 digits					
Voltage output readback accuracy	rated output voltage 0.05%					
Current output readback accuracy	Output current 0.1%+output current 0.3%					
Voltage reading back display	4 digits					
Current reading back display	4 digits					
Input power supply						
Frequency	47 Hz - 63 Hz					
Connection	Single phase two wire+ground wire, wide input voltage range: 85~265VAC					
Power factor (typical value)	0.99					
Size and Weight						
Size	70(W)*363(D)*90(H)mm/105(W)*363(D)*90(H)mm					
Weight	≤ 1.9kg / ≤ 2.4kg					
Colour	RAL 7035					

HY-Z Series Technical Parameter

DC 600W Technical Parameters Of Low-voltage Output Series

Models		HY-Z 10-60	HY-Z 20-30	HY-Z 36-18	HY-Z 60-10	HY-Z 100-6
Rated output voltage	V	10	20	36	60	100
Output current	A	60	30	18	10	6
Rated output power	W	600	600	648	600	600
Efficiency	%	83	86	87	87	87
CV Mode						
Settable output range		0-Rated output value				
Input adjustment rate	mV	rated output voltage 0.01% +2mV				
Load regulation	mV	rated output voltage 0.01% +2mV				
Telemetry maximum compensation voltage	V	1	1	2	3	5
Ripple effective value rms (5Hz -1MHz)	mVrms	5	5	5	12	15
Noise peak to peak p-p (20 MHz)	mVpp	50	50	50	50	80
Output voltage rise time	ms	50	50	50	50	100
Output voltage drop time (full load)	ms	25	25	25	25	80
Output voltage drop time (no-load)	ms	285	425	450	570	1370
Transient response time	ms	The time for the output voltage to recover to within 0.5% of the rated voltage. The variation value of the output current is between 10% and 90% of the rated value. Output voltage setting range: 10-100%, local sampling. Output models below 100V:<1ms				
CC Mode						
Settable output range		0-Rated output value				
Input adjustment rate	mA	output current 0.01% +2mA				
Load regulation	mA	output current 0.01% +5mA				
Ripple effective value rms (5Hz -1MHz)	mArms	150	75	25	8	5
Stability&Temperature Coefficient						
Temperature drift (rated output voltage/current)	U: 0.01% I: 0.01% (After 30 minutes of power on at a certain input voltage and load ambient temperature, 8 hours)					
Temperature coefficient (rated output voltage/current)	U: 50ppm/°C I: 70ppm/°C (After 30 minutes of power on)					
Programming and read back accuracy&resolution						
Voltage output programming accuracy	rated output voltage 0.05%					
Current output programming accuracy	Output current 0.1%+output current 0.1%					
Voltage setting resolution	4 digits					
Current setting resolution	4 digits					
Voltage output readback accuracy	rated output voltage 0.05%					
Current output readback accuracy	Output current 0.1%+output current 0.3%					
Voltage reading back display	4 digits					
Current reading back display	4 digits					
Input power supply						
Frequency	47 Hz - 63 Hz					
Connection	Single phase two wire+ground wire, wide input voltage range: 85~265VAC					
Power factor (typical value)	0.99					
Size and Weight						
Size	70(W)*363(D)*90(H)mm/105(W)*363(D)*90(H)mm					
Weight	≤ 1.9kg / ≤ 2.4kg					
Colour	RAL 7035					

HY-Z Series Technical Parameter

DC 800W Technical Parameters Of Low-voltage Output Series

Models		HY-Z 10-72	HY-Z 20-40	HY-Z 36-24	HY-Z 60-14	HY-Z 100-8
Rated output voltage	V	10	20	36	60	100
Output current	A	72	40	24	14	8
Rated output power	W	720	800	864	840	800
Efficiency	%	83	86	87	87	87
CV Mode						
Settable output range		0-Rated output value				
Input adjustment rate	mV	rated output voltage 0.01% +2mV				
Load regulation	mV	rated output voltage 0.01% +2mV				
Telemetry maximum compensation voltage	V	1	1	2	3	5
Ripple effective value rms (5Hz -1MHz)	mVrms	5	5	5	12	15
Noise peak to peak p-p (20 MHz)	mVpp	50	50	50	60	80
Output voltage rise time	ms	50	50	50	50	100
Output voltage drop time (full load)	ms	25	25	25	25	80
Output voltage drop time (no-load)	ms	285	425	450	570	1370
Transient response time	ms	The time for the output voltage to recover to within 0.5% of the rated voltage. The variation value of the output current is between 10% and 90% of the rated value. Output voltage setting range: 10-100%, local sampling. Output models below 100V: <1ms				
CC Mode						
Settable output range		0-Rated output value				
Input adjustment rate	mA	output current 0.01% +2mA				
Load regulation	mA	output current 0.02% +5mA				
Ripple effective value rms (5Hz -1MHz)	mArms	180	100	31	28	12
Stability&Temperature Coefficient						
Temperature drift (rated output voltage/current)	U: 0.01% I: 0.01% (After 30 minutes of power on at a certain input voltage and load ambient temperature, 8 hours)					
Temperature coefficient (rated output voltage/current)	U: 50ppm/°C I: 70ppm/°C (After 30 minutes of power on)					
Programming and read back accuracy&resolution						
Voltage output programming accuracy	rated output voltage 0.05%					
Current output programming accuracy	Output current 0.1%+output current 0.1%					
Voltage setting resolution	4 digits					
Current setting resolution	4 digits					
Voltage output readback accuracy	rated output voltage 0.05%					
Current output readback accuracy	Output current 0.1%+output current 0.3%					
Voltage reading back display	4 digits					
Current reading back display	4 digits					
Input power supply						
Frequency	47 Hz - 63 Hz					
Connection	Single phase two wire+ground wire, wide input voltage range: 85~265VAC					
Power factor (typical value)	0.99					
Size and Weight						
Size	70(W)*363(D)*90(H)mm/105(W)*363(D)*90(H)mm					
Weight	≤ 1.9kg / ≤ 2.4kg					
Colour	RAL 7035					

HY-Z Series Technical Parameter

DC 200W Technical Parameters Of Low-voltage Output Series

Models		HY-Z 160-1.3	HY-Z 320-0.65	HY-Z 650-0.32
Rated output voltage	V	160	320	650
Output current	A	1.3	0.66	0.32
Rated output power	W	208W		
Efficiency	%	81	81	81
CV Mode				
Settable output range		0-Rated output value		
Input adjustment rate	mV	rated output voltage 0.01%		
Load regulation	mV	rated output voltage 0.01%		
Telemetry maximum compensation voltage	V	5	5	5
Ripple effective value rms (5Hz -1MHz)	mVrms	10	25	60
Noise peak to peak p-p (20 MHz)	mVpp	100	10	250
Output voltage rise time	ms	110	170	170
Output voltage drop time (full load)	ms	180	270	270
Output voltage drop time (no-load)	ms	2	2.5	3
Transient response time	ms	The time for the output voltage to recover to within 0.5% of the rated voltage. The variation value of the output current is between 10% and 90% of the rated value. Output voltage setting range: 10-100%, local sampling 2ms.		
CC Mode				
Settable output range		0-Rated output value		
Input adjustment rate	mA	output current 0.02%		
Load regulation	mA	output current 0.09%		
Ripple effective value rms (5Hz -1MHz)	mArms	1.2	0.8	0.5
Stability&Temperature Coefficient				
Temperature drift (rated output voltage/current)	U: 0.01% I: 0.01% (After 30 minutes of power on at a certain input voltage and load ambient temperature, 8 hours)			
Temperature coefficient (rated output voltage/current)	U: 50ppm/°C I: 70ppm/°C (After 30 minutes of power on)			
Programming and read back accuracy&resolution				
Voltage output programming accuracy	Actual voltage 0.05%+Rated voltage 0.05%			
Current output programming accuracy	output current 0.2%			
Voltage setting resolution	4 digits			
Current setting resolution	4 digits			
Voltage output readback accuracy	Actual voltage 0.05%+Rated voltage 0.05%			
Current output readback accuracy	Output current 0.1%+output current 0.3%			
Voltage reading back display	4 digits			
Current reading back display	4 digits			
Input power supply				
Frequency	47 Hz - 63 Hz			
Connection	Single phase two wire+ground wire, wide input voltage range: 85~265VAC			
Power factor (typical value)	0.99			
Size and Weight				
Size	70(W)*363(D)*90(H)mm/105(W)*363(D)*90(H)mm			
Weight	≤ 1.9kg / ≤ 2.4kg			
Colour	RAL 7035			

HY-Z Series Technical Parameter

DC 400W Technical Parameters Of Low-voltage Output Series

Models		HY-Z 160-2.6	HY-Z 320-1.3	HY-Z 650-0.64
Rated output voltage	V	160	320	650
Output current	A	2.6	1.3	0.64
Rated output power	W	416	416	416
Efficiency	%	86	86	86
CV Mode				
Settable output range		0-Rated output value		
Input adjustment rate	mV	rated output voltage 0.01%		
Load regulation	mV	rated output voltage 0.01%		
Telemetry maximum compensation voltage	V	5	5	5
Ripple effective value rms (5Hz -1MHz)	mVrms	10	25	60
Noise peak to peak p-p (20 MHz)	mVpp	100	150	250
Output voltage rise time	ms	80	150	150
Output voltage drop time (full load)	ms	100	150	150
Output voltage drop time (no-load)	ms	2	2.5	3
Transient response time	ms	The time for the output voltage to recover to within 0.5% of the rated voltage. The variation value of the output current is between 10% and 90% of the rated value. Output voltage setting range: 10-100%, local sampling 2ms.		
CC Mode				
Settable output range		0-Rated output value		
Input adjustment rate	mA	output current 0.02%		
Load regulation	mA	output current 0.09%		
Ripple effective value rms (5Hz -1MHz)	mArms	1.5	1	0.6
Stability&Temperature Coefficient				
Temperature drift (rated output voltage/current)	U: 0.01% I: 0.01% (After 30 minutes of power on at a certain input voltage and load ambient temperature, 8 hours)			
Temperature coefficient (rated output voltage/current)	U: 50ppm/°C I: 70ppm/°C (After 30 minutes of power on)			
Programming and read back accuracy&resolution				
Voltage output programming accuracy	Actual voltage 0.05%+Rated voltage 0.05%			
Current output programming accuracy	output current 0.2%			
Voltage setting resolution	4 digits			
Current setting resolution	4 digits			
Voltage output readback accuracy	Actual voltage 0.05%+Rated voltage 0.05%			
Current output readback accuracy	Output current 0.1%+output current 0.3%			
Voltage reading back display	4 digits			
Current reading back display	4 digits			
Input power supply				
Frequency	47 Hz - 63 Hz			
Connection	Single phase two wire+ground wire, wide input voltage range: 85~265VAC			
Power factor (typical value)	0.99			
Size and Weight				
Size	70(W)*363(D)*90(H)mm/105(W)*363(D)*90(H)mm			
Weight	≤ 1.9kg / ≤ 2.4kg			
Colour	RAL 7035			

HY-Z Series Technical Parameter

DC 600W Technical Parameters Of Low-voltage Output Series

Models		HY-Z 160-4	HY-Z 320-2	HY-Z 650-1
Rated output voltage	V	160	320	650
Output current	A	4	2	1
Rated output power	W	640	640	650
Efficiency	%	88.5	88.5	88.5
CV Mode				
Settable output range		0-Rated output value		
Input adjustment rate	mV	rated output voltage 0.01%		
Load regulation	mV	rated output voltage 0.01%		
Telemetry maximum compensation voltage	V	5	5	5
Ripple effective value rms (5Hz -1MHz)	mVrms	10	30	60
Noise peak to peak p-p (20 MHz)	mVpp	100	150	250
Output voltage rise time	ms	55	75	75
Output voltage drop time (full load)	ms	65	85	85
Output voltage drop time (no-load)	ms	2	2.5	3
Transient response time	ms	The time for the output voltage to recover to within 0.5% of the rated voltage. The variation value of the output current is between 10% and 90% of the rated value. Output voltage setting range: 10-100%, local sampling 2ms.		
CC Mode				
Settable output range		0-Rated output value		
Input adjustment rate	mA	output current 0.02%		
Load regulation	mA	output current 0.09%		
Ripple effective value rms (5Hz -1MHz)	mArms	2	1.5	1
Stability&Temperature Coefficient				
Temperature drift (rated output voltage/current)	U: 0.01% I: 0.01% (After 30 minutes of power on at a certain input voltage and load ambient temperature, 8 hours)			
Temperature coefficient (rated output voltage/current)	U: 50ppm/°C I: 70ppm/°C (After 30 minutes of power on)			
Programming and read back accuracy&resolution				
Voltage output programming accuracy	Actual voltage 0.05%+Rated voltage 0.05%			
Current output programming accuracy	output current 0.2%			
Voltage setting resolution	4 digits			
Current setting resolution	4 digits			
Voltage output readback accuracy	Actual voltage 0.05%+Rated voltage 0.05%			
Current output readback accuracy	Output current 0.1%+output current 0.3%			
Voltage reading back display	4 digits			
Current reading back display	4 digits			
Input power supply				
Frequency	47 Hz - 63 Hz			
Connection	Single phase two wire+ground wire, wide input voltage range: 85~265VAC			
Power factor (typical value)	0.99			
Size and Weight				
Size	70(W)*363(D)*90(H)mm/105(W)*363(D)*90(H)mm			
Weight	≤ 1.9kg / ≤ 2.4kg			
Colour	RAL 7035			

HY-Z Series Technical Parameter

DC 800W Technical Parameters Of Low-voltage Output Series

Models		HY-Z 160-5	HY-Z 320-2.5	HY-Z 375-2.2	HY-Z 650-1.25
Rated output voltage	V	160	320	375	650
Output current	A	4.7-5	2.35-2.5	2-2.2	1.15-1.25
Rated output power	W	752-800	752-800	750-825	747.5-812.5
Efficiency	%	88.5	89	89.5	89
CV Mode					
Settable output range		0-Rated output value			
Input adjustment rate	mV	rated output voltage 0.01%			
Load regulation	mV	rated output voltage 0.01%			
Telemetry maximum compensation voltage	V	5	5	5	5
Ripple effective value rms (5Hz -1MHz)	mVrms	10	30	30	60
Noise peak to peak p-p (20 MHz)	mVpp	100	150	150	250
Output voltage rise time	ms	45	55	55	55
Output voltage drop time (full load)	ms	55	65	65	65
Output voltage drop time (no-load)	ms	2	2.5	2.5	3
Transient response time	ms	The time for the output voltage to recover to within 0.5% of the rated voltage. The variation value of the output current is between 10% and 90% of the rated value. Output voltage setting range: 10-100%, local sampling 2ms.			
CC Mode					
Settable output range		0-Rated output value			
Input adjustment rate	mA	output current 0.02%			
Load regulation	mA	output current 0.09%			
Ripple effective value rms (5Hz -1MHz)	mArms	2	1.5	1.5	1
Stability&Temperature Coefficient					
Temperature drift (rated output voltage/current)	U: 0.01% I: 0.01% (After 30 minutes of power on at a certain input voltage and load ambient temperature, 8 hours)				
Temperature coefficient (rated output voltage/current)	U: 50ppm/°C I: 70ppm/°C (After 30 minutes of power on)				
Programming and read back accuracy&resolution					
Voltage output programming accuracy	Actual voltage 0.05%+Rated voltage 0.05%				
Current output programming accuracy	output current 0.2%				
Voltage setting resolution	4 digits				
Current setting resolution	4 digits				
Voltage output readback accuracy	Actual voltage 0.05%+Rated voltage 0.05%				
Current output readback accuracy	Output current 0.1%+output current 0.3%				
Voltage reading back display	4 digits				
Current reading back display	4 digits				
Input power supply					
Frequency	47 Hz - 63 Hz				
Connection	Single phase two wire+ground wire, wide input voltage range: 85~265VAC				
Power factor (typical value)	0.99				
Size and Weight					
Size	70(W)*363(D)*90(H)mm/105(W)*363(D)*90(H)mm				
Weight	≤ 1.9kg / ≤ 2.4kg				
Colour	RAL 7035				

HY-Z Series Technical Parameter

Protection Function

OVP Over voltage protection setting range	10 - 110%, Immediate shutdown of output beyond limit
OCP Over current protection setting range	0 - 105%, Immediate shutdown of output beyond limit
OTP Over temperature protection	Immediate shutdown of output beyond limit
OPP Over power protection	10 - 110%, Immediate shutdown of output beyond limit

Ambient Condition

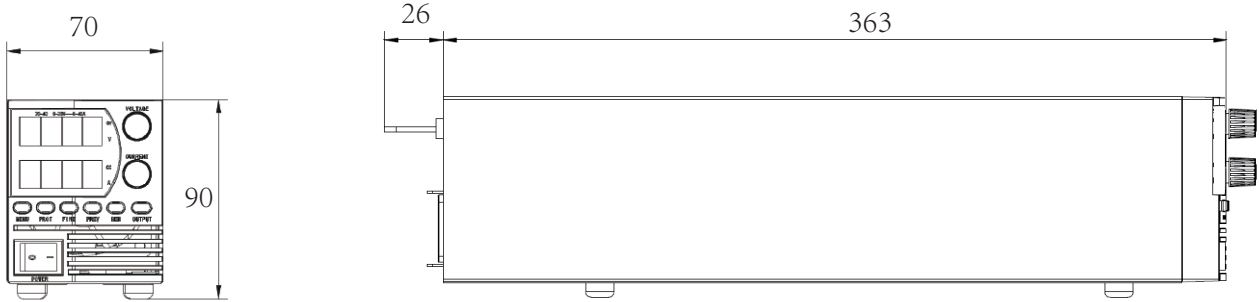
Environment	Indoor use; Installation overvoltage level: II; Pollution level: P2; Class II equipment
Ambient temperature	0°C to 50°C, optional -10°C to 50°C, -20°C to 50°C, -40°C to 50°C
Storage environment temperature	-20°C to 65°C,
Working environment humidity	20%-90% RH, No condensation, continuous operation
Storage environment humidity	10% - 95% RH, No condensation
Altitude	Above an altitude of 2000 meters, the power decreases by 2% for every 100 meters increase, or the maximum working environment temperature decreases by 1°C for every 100 meters; When not in operation, it can reach an altitude of 12000 meters
Burial	Forced air cooling, intelligent variable speed fan, front/side air inlet, rear air outlet
Noise	≤ 65dB(A), Weighted measurement with 1 m

Control Panel

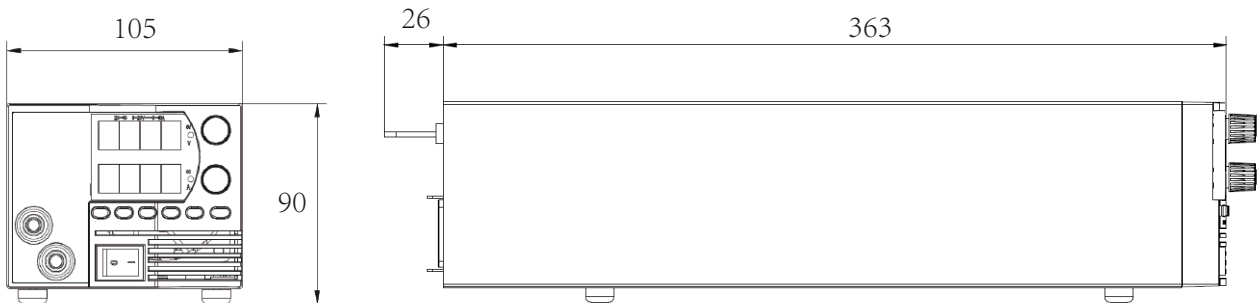
Monitor	Digital tube display
Control function	Knob adjustment, output ON / OFF switch MENU、PROT、FINE、PREV、REM、Output key

Appearance&Size Outline Dimension


70(W)*350(D)83(H)mm



105(W)*350(D)*83(H)mm




Front Panel



- ① Voltage display, displaying output voltage and power settings
- ② Current display, displaying output current and power settings
- ③ Function/status lights
- ④ power switch
- ⑤ High reliability encoder controls output voltage and power settings
- ⑥ High reliability encoder controls output current and power settings
- ⑦ Air intake

Rear Panel



- ① Output connection: 6V-100V model is a total line type
- ② exhaust port
- ③ Input Port
- ④ USB interface
- ⑤ RS232/RS485 communication interface
- ⑥ Isolation control and signal interface
- ⑦ telemetry interface
- ⑧ Analog control and monitoring interface

Cooperative Clients (Partial)

Power Semiconductor Customers



Changchun Guoke



Electrical industry



China Resources
Microelectronics



Shanghai Huinengtai
Semiconductor



Yuxin Technology



Wishing to create
technology



Group core
microelectronics



Hangzhou Zhongsi



Feishide



Suzhou Lianxun
Instrument



Weiyujia
Semiconductor



Shanghai Zhanxin
Semiconductor



Chengxin
Technology



Zhuoxinda
Technology

Enterprises In The Field Of Automotive Electronics



China Automotive
Research and
Development



Heavy Industry Automotive
Research and Development



BMW
Brilliance



Red Banner



SAIC Group



SAIC Volkswagen



GEELY



tesla



Weilai



Xiaomi Automobile



BYD



value



polary



Lantu Automobile



Inovance



HAOMO.AI



MKLtech



Shanghai Tongmin
Vehicle



Ningde Era



Human Horizons



Hezhong New Energy

High Tech R&D Enterprises



Huawei



FARATRONIC



Panasonic



EPCOS



TYCO



Weidmuller



Honeywell



Nader



SIEMENS



ABB



Schneider



NOSRK



HONGFA



EOPLE



FLUKE



Philips



Gree



Guilin Rubber
Machinery Factory



CASCO



CRRC



US PI



HILTI



BOSCH



linde



NARI-TECHNOLOGY



Shanghai Electric



New Thunder Energy



Silan

Aerospace and National Defense Military Industry Research Institute



china
aerospace

- CASC 800 institute (Shanghai Aerospace Precision Machinery Research Institute)
- CASC 801 institute (Shanghai Institute of Space Propulsion)
- CASC 803 institute (Shanghai Institute of Space Propulsion)
- CASC 804 institute (Shanghai Aerospace Electronic Communication Equipment Research Institute)
- CASC 805 institute (Shanghai Aerospace Systems Engineering Research Institute)
- CASC 808 institute (Shanghai Institute of Precision Metrology and Testing)
- CASC 811 institute (Shanghai Space Power Research Institute)
- CASC 812 institute (Shanghai Satellite Equipment Research Institute)
- CASC 502 institute (Beijing Institute of Control Engineering)
- CASC 510 institute (Lanzhou Institute of Space Technology Physics)
- CASIC 206 institute (Beijing Institute of Mechanical Equipment)
- CASIC 307 factory (Aerosun Corporation)
- CASIC 33 institute (Institute 33 of Aerospace Science and Industry Third Institute)
- CASIC 3651 factory (Guizhou Aerospace Linquan Motor Co., Ltd)



CASIC



aviation
industry

- AVIC 603 institute (AVIC Xi'an Aircraft Design and Research Institute)
- AVIC 613 institute (China Aviation Industry Group Luoyang Electro Optic Equipment Research Institute)
- AVIC 615 institute (China Aviation Industry Group Luoyang Electro Optic Equipment Research Institute)
- AVIC 618 institute (Xi'an Automatic Flight Research Institute of China Radio Aviation Research Institute)
- AVIC 631 institute (AVIC Aerospace Computing Technology Research Institute)
- AVIC 105 factory (Tianjin Aviation Electromechanical Co., Ltd)
- AVIC 115 factory (Shaanxi Aviation Electric Co., Ltd)
- AVIC 118 factory (Shanghai Aviation Electrical Appliances Co., Ltd)
- AVIC 181 factory (Wuhan Aviation Instrument Co., Ltd)
- AVIC 607 institute (China Leihua Electronic Technology Research Institute)
- AVIC 304 institute (Beijing Great Wall Metrology and Testing Technology Research Institute)
- AECC 606 institute (Shenyang Engine Research Institute)



China
Aerospace



CETC



CSSC



CSIC

- CETC 14 institute (Nanjing Institute of Electronic Technology)
- CETC 21 institute (Shanghai Micromotor Research Institute)
- CETC 23 institute (Shanghai Transmission Line Research Institute)
- CETC 36 institute (Jiangnan Electronic Communication Research Institute)
- CETC 38 institute (East China Electronic Engineering Research Institute)
- CETC 50 institute (Shanghai Microwave Technology Research Institute)
- CETC 51 institute (Shanghai Microwave Equipment Research Institute)
- CETC 54 institute (Shijiazhuang Communication Measurement and Control Technology Research Institute)
- CETC 55 institute (Nanjing Institute of Electronic Devices)
- CSIC 707 institute (Tianjin Institute of Navigation Instruments)
- CSIC 7107 institute (Shaanxi Aerospace Navigation Equipment Co., Ltd)
- CSIC 719 institute (Wuhan Second Ship Design and Research Institute)
- CSIC 704 institute (Shanghai Shipbuilding Equipment Research Institute)
- CSIC 726 institute (Shanghai Institute of Ship Electronic Equipment
Jiangnan Shipbuilding (Group) Co., Ltd
Nanjing Panda Electronics Co., Ltd
State owned 741 Factory (Nanjing East China Electronics Group Co., Ltd.)

Scientific Research&Third Party Quality Inspection Institutions



Institute of Physical and Chemical Technology (Beijing)

Urban Environment Research Institute (Xiamen)

Institute of Electrical Engineering (Beijing)

Institute of Applied Physics (Shanghai)



上海电器科学研究所(集团)有限公司
Shanghai Electrical Apparatus Research Institute (Group) Co., Ltd.



苏州电器科学研究院股份有限公司
国家智能电网中高压成套设备质量监督检验中心
国家电器产品质量监督检验中心



长春市产品质量监督检验院
Changchun product quality supervision and inspection institute



西安市产品质量监督检验院
Xi'an Supervision & Inspection Institute of Product Quality



杭州市质量技术监督检测院
Hangzhou Technical Supervision and Procuratorate

Cooperative Clients

The Chinese People's Liberation Army

South China Sea Fleet
 East China Sea Fleet
 North Sea Fleet
 Navy Factory 701/702
 4724 Factory (Shanghai Haiying Machinery Factory)
 95861 Unit (Air First Base)
 The 5720th Factory of the People's Liberation Army of China

Commercial Aviation



Rockwell Collins



Beijing Aircraft Maintenance Engineering Co., Ltd

Military Academies And Local Universities



National University of Defense Technology



Aerospace Engineering University



Army Engineering University



Air Force Engineering University



Naval University of Engineering



Dalian Naval Academy



Naval Aviation University




Beihang University



Beijing Institute of Technology



Harbin Institute of Technology




Harbin Engineering University



Nanjing University of Aeronautics and Astronautics



Nanjing University of Science and Technology



Northwestern Polytechnical University



University of Science and Technology of China



Tsinghua University



Peking University




Shanghai Jiaotong University



Zhejiang University



Tianjin University



Huazhong University of Science and Technology



University of Electronic Science and Technology



Shanghai University



Beijing University of Technology



Shanghai Maritime University




Dalian University of Technology



Dalian Maritime University



South China University of Technology



Huazhong University of Science and Technology




Xi'an Electronic Technology



Xi'an Jiaotong University



Sichuan University



Donghua University



North China Institute of Aerospace Engineering



Fudan University



Xiamen University



North China Electric Power University



Changchun Institute of Technology



Xiangtan University



Zhejiang University of Technology



Xi'an University of Technology



University of Electronic Science and Technology of China

Official WeChat:
hypower-cn



About us

Hangyu Power was founded in 2011 and is a national high-tech enterprise. Located in Songjiang, the birthplace of the G60 Science and Technology Innovation Corridor in the Yangtze River Delta, for over a decade Strive to provide customers with accurate, intelligent, and convenient testing power solutions Plan.

Our company adheres to the product positioning of "specialty, precision, specialty, and novelty", and On the basis of targeting the market demand for "import substitution", propose "poor The development strategy of "differentiated import substitution" and "high-quality manufacturing" is committed to Innovative development of testing power supply technology in China, promoting the rejuvenation of science and technology in China The national cause is thriving.

Hangyu Power Series products cover power semiconductors, automotive electronics Aerospace, Defense and Military Industry, Low Voltage Electrical Appliances, Medical, Sensors Capacitors, inductors, smart grids, airborne, shipborne, weapons, ships.

Radar, communication, rail transit, power electronics, and other testing and other disciplines In the field of research, we strive to achieve perfect import substitution, with excellent military quality and service.

Win unanimous praise from users.

Contact us

Tel: +86 1380 1800 699

Email: sales@hangyupower.com
neo@hangyupower.com

Address: Building 9, No. 615 Lianhe Road, Songjiang District, Shanghai, China

website: www.hangyupower.com

- 2009 ● Establishing Shanghai Ouzu Electronics Brand
- 2010 ● Successfully delivered 400kVA high-power AC power supply
- 2011 ● Hangyu Power Supply was established and officially put into operation as a three-phase precision AC power supply and military Using a gyroscope to test the power supply, replacing Russian made products
- 2012 ● Formal production of programmable variable frequency power supply and AC constant current source
- 2013 ● Formal production of programmable AC/DC power supply and HY-AE excitation power supply
- 2014 ● Formal production of high-power bipolar testing power supply
- 2015 ● Formal production of HY-PM series and HY-GT series new models Dual phase/three-phase gyroscope power supply
- 2016 ● HY-HP series programmable high-power DC power supply officially put into operation
- 2017 ● HY-HV series programmable high-voltage DC power supply officially put into operation
- 2018 ● HY-CTL/CTS capacitor testing high-frequency high current testing power supply And successfully delivered 100kHz, 100Arms
- 2019 ● Official production of high-speed power supply for automotive electronic testing within 500kHz
- 2020 ● Officially put into operation LV123 new energy vehicle testing high-voltage ripple testing power supply
- 2021 ● HY-UHS series ultra-high stability magnet power supply officially put into operation
- 2022 ● HY-HVL series linear high-voltage programmable DC power supply officially put into operation

